



2012-2013 GMT Reports for District (or Undistricted) **District A 1**

GMT: **TERRY GRAHAM**

Location: **ONTARIO**

GMT CA: **2**

CLUBS

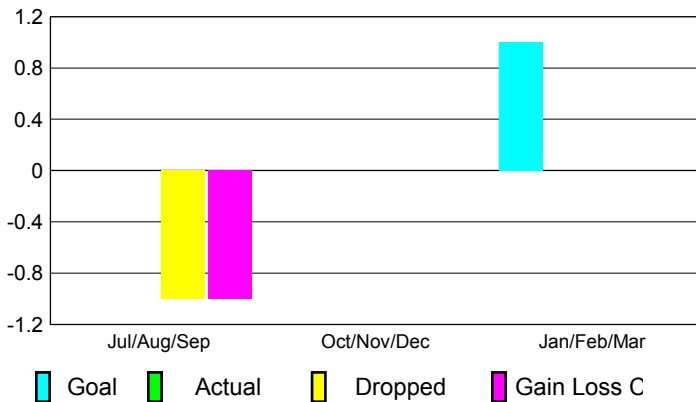
Club Results 2012-2013

Clubs 2011-2012

Month	New Club Goal	Actual New Clubs	Actual Dropped Clubs	Gain/Loss of Clubs	Gain/Loss of Clubs
Jul/Aug/Sep	0	0	-1	-1	0
Oct/Nov/Dec	0	0	0	0	0
Jan/Feb/Mar	1				0
Totals	1	0	-1	-1	0


Club Results 2012-2013

Goal, New, Dropped, Gain/Loss




Comparison of Club Gain/Loss

Current Year Compared to the Previous Year



YTD Status Quo Clubs 2012-2013

Status Quo Clubs Compared to Status Quo Members



MEMBERSHIP

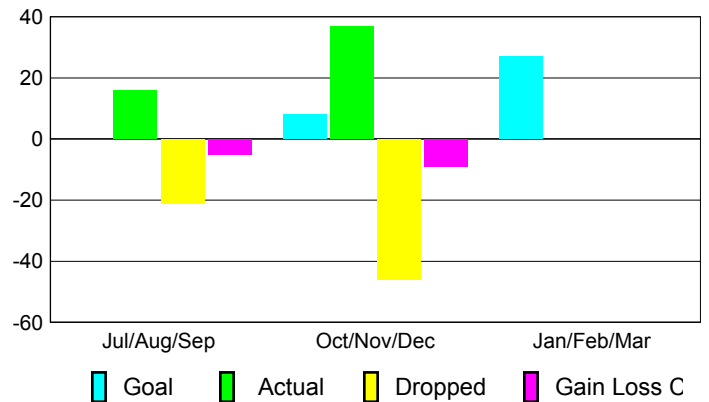
Membership Results 2012-2013

Membership 2011-2012

Month	Net Memb Goal	Actual New Memb	Actual Dropped Memb	Gain/Loss of Memb	Gain/Loss of Memb
Jul/Aug/Sep	0	16	-21	-5	-3
Oct/Nov/Dec	8	37	-46	-9	7
Jan/Feb/Mar	27				-2
Totals	35	53	-67	-14	2

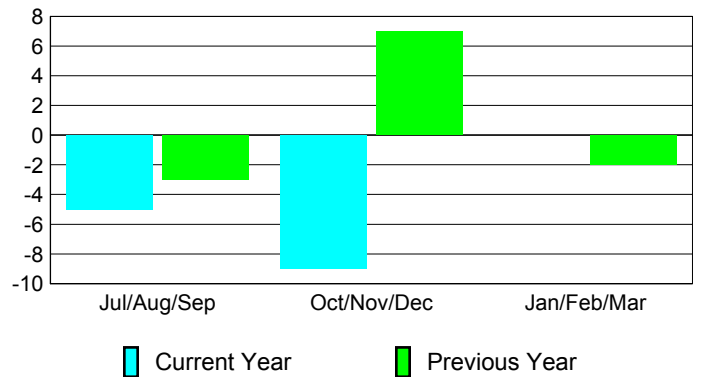
Membership Results 2012-2013

Goal, New, Dropped, Gain/Loss

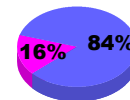


Comparison of Membership Gain/Loss

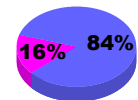
Current Year Compared to the Previous Year



Gender Comparison 2012-2013



Jul/Aug/Sep



Oct/Nov/Dec

Jan/Feb/Mar

Male

Female